


**Looking Forward**

By: Shane Heil



This time of year most of us tend to look back at the year that was and reminisce about the good times. I thought it would be worthwhile to take a look forward, rather than backwards to see just what's in store for the club in 2008. I seem to have lost the fishy crystal ball, so I'm not going to predict the future, but I can give you an idea of where our focus will be.

There are several customary events that we are excited to repeat in 2008.

- Our coral propagation demonstrations and Frag Fest have become an expected meeting each year. These may be our most popular meetings. Not only do attendees get to learn some valuable propagation techniques, they get to take home some great coral frags. These meetings are also the main fund raising activity for the club.
- This February's Valentine's Banquet will only be our second, but it is sure to become a long standing WMAS tradition. The purpose of this meeting is to give our members the chance to bring their significant others out to confirm that we're not as nerdy as they think.
- Boise Reef Tour and Road Trip. For the past several years, a small number of club members have journeyed north to attend the Idaho Club's annual reef tour. The long trek begins about 4 am and ends sometime after midnight! It's a great day to talk about reefs and fish and the club all while checking out some amazing reef tanks.
- The Member's Appreciation BBQ is a relaxing time to mingle with friends, toss the Frisbee with your kids and eat some excellent picnic grub. The club throws one heck of a party to thank all those who support the club with their membership dues. This event is traditionally held on a Saturday afternoon and is limited to Paid Members.
- Any list of WMAS events would be incomplete without mention of our annual Reef Tour. Each year the tour grows both in size and in geography. In 2007 we had locations scattered across the Salt Lake Valley and as far south as St. George, with our northern most home located in Logan! We expect much the same in 2008. The goal of the reef tour is to promote the club within the community and to educate the general public about the marine aquarium hobby.

In addition to our re-runs, we have discussed many great new ideas; here are just a few:

- The 2008 MACNA will be held in Atlanta, GA. We would love to have a large number of WMAS representatives attend this national conference. Although MACNA is an annual event, 2008 will be particularly exciting due to the venue. The hotel where the conference will be held is especially impressive. It is the tallest in the western hemisphere! In addition, the concluding banquet will be held in the world's largest public aquarium, the Georgia Aquarium. If you've ever considered attending a national conference, this year's MACNA is it!
- We are very fortunate to have a large number of great local fish stores to choose from. The club would like to spotlight the stores and owners that support the efforts of the WMAS. In addition to an overview of the store, we're interested in learning why they chose the aquarium industry, how they started and what challenges they face being a store owner. Look for a series of articles in the SeaStar and get to know your local store owner and staff and learn what makes their store unique.
- Some of you may have already seen the great WMAS logo merchandise the club has available to purchase. But most of you haven't – and there in lies the problem! We have been working on an on-

**Inside This Edition**

Looking Forward.....	Shane Heil
Behind the Scenes.....	Adam Blundell
Refugium Setup.....	Shawn Winterbottom
Fish Shopping	Will Spencer
Lovin' the Wrasses.....	Brad Syphus
LFS Spotlight	Jamison Hensley
MACNA Recap.....	Dion Richins
WMAS BBQ Recap.....	Amy Newbold

*****Special Thanks to the folks above for putting the time and effort into each article.**

Your hard work made this issue possible.***

!!Please email me if you have article suggestions or if you would like to contribute:
sukie80@gmail.com!!

line store to facilitate sales of everything from shirts to beer steins to memberships. The launch of the store will make all our promotional merchandise available and give the club the opportunity to offer some other fun items to our members.

- Occasionally, the club is contacted about presenting to youth groups or school classes about ocean life, coral reefs or the aquarium hobby. These opportunities offer us the chance to promote reef conservation and captive propagation, but they don't happen often enough. Efforts should be made to become proactive in regards to education and youth involvement in the hobby.

I'm certain it will be another great year to be a part of the WMAS. Keep your eyes on the message board for announcements. There's sure to be some old favorites as well as first time events throughout the year. If you have ideas about meeting topics or other activities, please post in the 'Recommendations' forum. Suggestions are thoroughly reviewed at each presidency meeting. This is your club, make it great!

2007 Behind the Scenes

By: Adam Blundell

January's Coral Cutting Seminar- Like most coral cuttings this event was many days in the making. Did you know that several club members get together early in the day to begin the fragging. Taking pictures of corals, making a presentation, making donation labels for the pet stores, and then actually fragging. Ever cut and glued 200 frags by yourself? I have. With hundreds of frags needed for the meeting this can be a long and tiring day... but usually rewarded with video games and pizza.



February's Banquet- How many hours did Marzena spend working on those table decorations? How many phone calls were made to the catering company? That was all

overshadowed by the great opportunity of driving around with John Walch for a few days. While John was here he shared many stories and ideas on raising marine fishes and building artificial reefs.



March- What a great time spent with Dana Riddle. Did you all hear Dana mention the incredible size of Adam's cajones during the snowstorm snow angel event? Dana came to Salt Lake City wearing a light rain jacket for our snowy weather. It happens to be the heaviest piece of apparel owned by the Hawaii resident.

April- Once again Adam Blundell and Jake Pehrson presented their lecture on Feeding A Reef. The two of them have presented this information regularly for club members as new foods and feeding techniques have been developed. The WMAS used this food meeting as a way to give back to the community. The WMAS hosted a food drive and club members donated hundreds of pounds of food for the Utah Food Bank.

May- another coral cutting seminar! See the long and

exhausting info posted for January.

June's Swap Meet- Whew, finally an easy meeting. After the hustle and bustle of a coral cutting event, the club took it easy with a swap meet. The swap meet was a laid back event, like a fish geek garage sale.

July- Anthony Calfo. Good ol' Anthony made his way back to Salt Lake. This trip was a short stay and was even shorter than expected. Anthony's flight was delayed due to weather conditions in the Carolinas (*keep in mind Anthony was flying from Pittsburgh to Salt Lake City*). But Anthony made it in time for the meeting.

August- The Water Testing Night. On this night the club held a Q&A session with our own chemical guru Jon Finch. While Jon explained the ins and outs of chemical processes used in testing kits, Shane Heil tested aquarium water so club members could discuss the importance of different element levels.



September- What a great Photography meeting. Shane Silcox delivered a very informative meeting on how cameras operate, advanced photographic principles, and how all that applies to taking pictures of aquatic life.

October- James Fatherree night. If you ever wanted to know anything about clams, this was the meeting for you. James delivered a great meeting on clams and showcased a lot of the information he's published over the years.

October some more- following a super successful Reef Tour event we had a special thank you night. The Reef Tour drew in several new visitors to our club and introduced marine life to the public. As a way of thanking those who showed their tanks the club arranged for James Fatherree to give a bonus presentation on the best invertebrates for the reef aquarium.



November- Time to tear down the tank. After seeing an aquascaping presentation by biotope expert Scott Fellman, club members were inclined to try something new. Scott's humor mixes well with fish geeks as he describes several ways to improve aquatic design.

December- Ho Ho Ho, it was time again for our Holiday Party meeting. This meeting usually features a showcase of items used in the hobby. It is a great opportunity to bring a spouse or significant other. Most club

members know to bump elbows and drop hints of what items they'd enjoy receiving from a loved one. Presenting this night was the jolly bowl full of jelly himself, Scott Clause (Scott Morell from Boise).




The year concludes with a presentation of awards for our tank of the month members. I also wanted to say a big thank you to the club members for another great year. As the new presidency takes over we can only wait to see what great events are on the horizon.

How to Setup a Refugium

By: Shawn Summertop

So you got your new saltwater aquarium – complete with refugium. You just need to know how to set it up so it won't leak. Here is a step-by-step guide to setting up your refugium:

1. Make sure the overflow from main tank drains into the refugium.
2. Make sure the return pump from the refugium is plumbed to go to the main tank. If you are using a SCWD:



- a. Hose from the pump should go to the inlet for the SCWD
- b. Outlet #1 from the SCWD should go into the left side of the main tank
- c. Outlet #2 from the SCWD should go to the right side of the main tank
- d. Hoses from both outlets should be the same length (to produce the same amount of flow on each side).
- e. The shorter the hoses the more water flow you will have

- f. Make sure the main tank is as level as possible
4. Add your substrate (*sand, rocks*) to your main tank and/or refugium.
5. Start filling the main tank. Make sure the return pump is OFF. Periodically check to make sure your tank is still "Level".
6. As the main tank fills up, it should overflow into the refugium.
7. Check the overflow to the refugium to make sure there are no leaks.
8. Keep filling the main tank until the refugium is full. I suggest to about one inch from the top. Remember the return pump should still be OFF. Put a piece of tape on the refugium to mark the water line (*this will be removed later*).
9. Turn on the return pump.



10. Watch for leaks in the return plumbing.
11. The water level in the main tank and the refugium will stabilize.
12. Once the water levels have stabilized, use a black marker and make a line on the refugium where the water level is. This is your **"Full"** mark. Never fill above this mark or you will have a flood if the power goes off.



13. Turn the pump OFF and watch the water level in the refugium CLOSELY. Make sure that the water level does not go above the tape. If it does, immediately turn the pump back on. This means the plumbing from the return pump is siphoning water out of the main tank. This needs to be "fixed" otherwise a power failure will cause a flood.
14. Once everything checks out, you can re-start the return pump and remove the tape from the refugium.
15. Your tank is now set up. Remember that as you add stuff (*filters, skimmers, rock, sand, corals, even fish*) to the system it can affect the water levels. If the water level rises above your **"Full"** mark, you may need to remove some water.
16. You might want to make an **"Empty"** mark on your refugium. This is the lowest water level at which everything in the refugium (*pumps, skimmers, filters, etc.*) still works correctly. It is recommended to replace evaporation (*make-up water*) frequently (*daily*) instead of waiting until it is **"Empty"**. It is also suggested to add the make-up water to the refugium.

Shopping for Fish

By: Will Spencer

When shopping for fish for a romantic dinner or a special occasion, all we care about is if it smells unspoiled and is it one I like the taste of.

Picking out the right fish for our tanks is a much more daunting task. Or at least it should be.

The typical fish purchase goes something like this. "Hmmm, I have a few bucks burning a hole in my pocket, maybe I'll stop at (*insert your favorite fish store here*). "Wow, that sure is a pretty (*insert your latest favorite fish here*). The price is not quite right, but I'm still willing to pay it. I just won't tell (*insert name of spouse here*) how much it cost."



Sound familiar? I'm sure most of us have been through this scenario several times. I certainly have.

In a perfect world we would spend more time considering the fish we are about to purchase and learning about its characteristics and traits so we can make sure it is a good fit for our tank. If you are like me you will eventually learn the hard way that this is the better bet.

I hardly have space to outline everything that should be considered when purchasing a fish, but here are some of the basics.




Will the fish fit in my tank when full grown? Many of my favorite fish get far too big even for my 180 gallon tank. I need to consider that just because it is only 2 inches long and "so cute," in a year it may not have room to turn around.

Conversely, is the fish too small to hold its own in my tank with those large boisterous fish I already have? Some small or timid fish may be stressed out so badly by the larger ones that they literally die a stress induced death.

Will this fish get along with the fish I currently have or will be getting in the future? The new Dottyback you are considering may do fine in your tank full of Damsels, but put it in the tank with the Banggai Cardinals and it may bully them to death. Many fish also don't get along with their near relatives. (Those who look like they do.)

Will this fish eat my other fish or be eaten by them? Don't even consider putting a Scorpion fish in with those cute little guys you current have. It's probably also a good idea to keep Nemo out of the Grouper tank.

If this fish is right for my tank, is this one a healthy specimen? Does it swim right? Does it feed? Does it look free of parasites and fungus? Does it otherwise act the way I think a healthy specimen of this species should act? If you can say yes to these questions I think you may be onto something. Consider buying that fish.



Many times I have been asked how I have kept a Powder Blue Tang in such great health for as long as I



have. (3 years so far.) Though I am hardly the only person who is successful with these fish they are a fish many people have a hard time with. I am convinced that it is because the purchaser has not first asked themselves all these questions before making their purchase. My answer to anyone who asks about mine is that I got a healthy specimen and added it to a tank that was large enough for it, and had the right kind of tank mates. Otherwise I have done nothing anyone else has not done.

Keep these questions in the back of your mind when you find that once again you have the itch to buy a new fish and you will have a much better chance of purchasing a long term fishy friend.

Why I Love Wrasses

By: Brad Syphus

It was about this time last year when wrasses piqued my interest and I wanted more! No particular reason, I just wanted to know more about them. I began reading in the "Reef Fishes" forum on Reef Central. There was a huge thread on fairy wrasses. It was started back in 2004 and was up to seventy (70) pages long. I remembered thinking to myself there's no way I'm going to sit here and read the whole thing (*I would be here FOREVER*). But sure enough once I started, I couldn't stop.




Cirrhilabrus Wrasse Family

Cirrhilabrus Wrasses are commonly known as Fairy Wrasses. This genus contains fishes of breathtaking color. Most of these fishes have peaceful dispositions. Once I started learning of all the different types in this family, the more I wanted them. Better yet, they are plankton eaters and couldn't care less about corals.


Beautiful fish + Many types without fighting + Reef Safe = **Perfect Combination for Me**

The mystery wrasse was my first wrasse, although it is not a fairy, but has been one of my favorites. The name itself made me want one. It's funny that he was my first wrasse because after purchasing him and learning more about the species, he should have been the last to introduce into the tank. Luckily he has been a perfect gentleman. The first picture is of him after I purchased him. The bottom one is what he looks like today.



My only other wrasse that is not in the Cirrhilabrus family is my Red Tailed Tamrain wrasse. This gorgeous female has been with me for almost a year now. She is definitely one of the favorites. I can't think of one person who has come to see my tank and has not asked me about her.

I've had or have many, many fairy wrasses. The biggest problem with keeping these fish is keeping them in the tank. They are well known jumpers, carpet surfers, sky riders, etc. At first I tried eggcrate and just hated the look of it on top of my open tank. Then one day while reading a thread on Reef Central, I saw the coolest cover for a tank. Immediately, I pm'd the guy who made it and he responded with all the information on how to build a mesh top.



Basically , it's a window screen frame built to the size of your tank and instead of ugly eggcrate, you use a plastic garden netting as the screen. It's very simple to build and inexpensive. At first, I only had one layer of netting and the wrasses were still able to get through it. After losing three (3) more, I decided to double up the layers of netting and have only lost a couple of small ones in the last six (6) months. Honestly, I don't think there is any cover that will keep these flyers in 100%.

I really do love all of my fish as much as I do the coral I keep. The tricky part is keeping it in balance so that both animal types are happy.

Here are some of the species I have in my tank:
Red scaled Fairy Wrasse, *Cirrhilabrus Rubrisquamis*



Lined Fairy Wrasse, *Cirrhilabrus Lineatus*



Golden Fairy Wrasse, *Cirrhilabrus Rhomboidalus*



Hooded Fairy Wrasse, *Cirrhilabrus Bathyphilus*



Redmargin Fairy Wrasse, *Cirrhilabrus Rubromarginatus*



Villa Fairy Wrasse, *Cirrhilabrus Punctatus*



Scotts Fairy Wrasse, *Cirrhilabrus Scottorum*



These are more in my tank today and all are doing great! The best way to really enjoy these fish is to come over and see them in person. They are the most beautiful and active fish you can get.

Local Fish Store Spotlight

By: Jamison Hensley

Where would you go if you needed to buy Ogo, a Vortec power head, a rare fish that you know has been kept alive and healthy for over a month, a bunch of nine dollar coral frags, and an AKC registered Lahsa Apso puppy? A lot of us would probably map out a whole Saturday to visit two local pet stores, a couple of fellow WMAS members, and an on-line vendor to fill such an order, right? Well, if you make more than one stop to get all these fun goodies, you wasted your time! All this and much, much more can be found at one of our very own local fish stores. Nestled in the quaint little town of Bountiful, Utah, is a fabulous pet store called Bird Word/Pet Village. If you haven't been there yet, you are totally missing out!

Recently, Doug Young (*owner of Bird World*) invited me to his shop for an exclusive (*eat your heart out Katie Couric!*) interview. I went behind the scenes to uncover the secrets of Doug's success, the history of the store, and just why in the world anyone would want to buy a Lahsa Apso, when everyone knows that a Bullschnitzu (*Bull Dog, Schnauzer, shitzu mix*) is a far superior canine, and easier to spell.

Doug began his pet store adventure back in 1979 when he opened the doors to a small store specializing exclusively in exotic birds. (*Hence the name Bird World*) One must assume this was before marine fish were ever discovered.



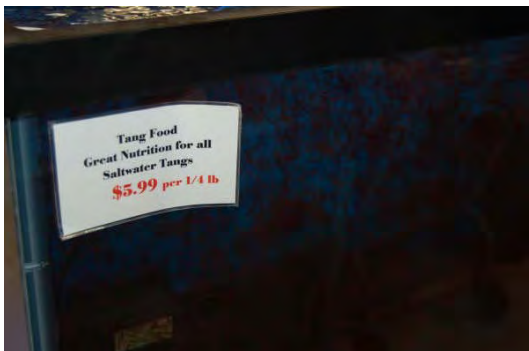
In 1985, Doug moved the store to its current location, and expanded his trade to include fresh water fish. Three years later, he realized where the real action is, and dove headlong into the salt water business.

If you visit Doug's store today, you will see that he now offers an extensive variety of all things furry, feathery, swimmy, creepy, crawly, slimey and scaley. Recently, the name of his store was more aptly changed to Pet Village, but after close to 30 years as Bird World, the new name hasn't really taken.



In his own humble way, Doug expressed his pride in offering a much better selection than most other pet stores. To date, Bird World is the only local pet store to sell the infamous Ecotech Marine Vortec powerheads and Ogo (*the wonderfood that will get any finicky tang eating*). Other characteristics that make this store unique, are the arrival dates and prices clearly marked on every fish. Doug also has the most tenured and

knowledgeable staff to be found. I still see a lot of the same employees there today, that I met nearly ten years ago when I started frequenting his store. In my opinion, the low turn-over speaks volumes about the kind of store owner and boss Doug is.



Mr. Young attributes his success to a lot of hard work and to the fantastic selection he offers. He also acknowledges his uncanny ability to be stubborn. He expressed that despite some beliefs, the pet trade has not been an ultra-lucrative career, and to make it, he must work very hard and be consistent even during the slow periods.

Doug is a very active participant in the Bird Word team. Though many fish store owners are rarely seen, Doug can generally be found answering questions, bagging fish for a client, doing water changes, or elbow deep in a display tank removing unsightly algae by hand.



Doug admits that the competition has gotten better over the years, but is determined to continue to stay ahead of the curve by ever-increasing his selection and by making improvements to his store and to his business. He knows that on-line vendors are changing the shape of the salt water hobby, but he will continue to give us an experience that we cannot get on-line, and he is attempting to find ways to get more competitive with his pricing too. He was recently offering Maxi Jet pumps for the same price you could buy them for on-line! The one thing he hopes to change in the near future, is to give his fresh water fish department a face lift. Mr. Young acknowledges that the WMAS is here to stay and he did express a desire to find ways to work together. One thing that Doug isn't is arrogant. He welcomes any advice, helpful criticisms and suggestions for improvements that we wish to share.

I know that we all have our favorite fish stores and that we tend to return to those we are familiar and comfortable with, but in the opinion of this hobbyist, one of my best pieces of advice, is to take a trip to Bountiful and to visit this wonderful store. If you can't find something to buy there, you aren't looking very hard. Make sure you introduce yourself to Doug and tell him we sent you.

Until next time, happy reefing!

MACNA XIX Recap

By Dion Richin



MACNA XIX was held in Pittsburg Pennsylvania for 2007. My wife Alice, Adam Blundell, Marzena Blundell and I attended the conference this year.

It was held in September 14-16 with excellent weather. The location was held at the Pittsburgh Expo Mart in Monroeville Pa. It is in conjunction with the Radisson Hotel. (*which looks like a hotel from a*

spook alley) The Pittsburgh Marine Club was the sponsoring club. (PMASI)

The conference was held with three (3) days of speakers including one (1) day of showroom demonstration. Some of the demonstrations consisting of propagation workshops (*held by Steven Pro and Anthony Calfo*), fish necropsy work shop (*held by Kelly Jedlicki*), and a small aquacultures discussion forum. The conference also hosted a **"New Products"** Convention Floor that was very informative and entertaining.



I did not attend all of the speakers. I will discuss those who I found to be rather informative and entertaining.



Mike Paletta spoke on Friday. His time was spent on the discussion of pharmaceuticals and the marine aquaria. The discussion was very thought provoking with such drugs as "Prozac" (*used to calm fish down when introducing new fish or when needing to catch fish*), "Levamisole" (*used Pig and cow de-wormer, used to kill acro eating flat worms*), "Metronidazole" (*used fish de-wormer*), "Vitamin C" (*used being used to cure lateral line disease*) "Chloramphenicol" (*used to combat RTN*) as well as Vodka, Human Growth Hormones and amino acids, garlic and others.

Scott Fellman spoke on Friday about "The future of Aquascaping." Scott gave a similar discussion at our November meeting. Very informative with discussion on ascetic, planted tanks etc.



Dr. Ron Shimek spoke on the "Status of our Reefs." I found this to be a depressing discussion that had a conclusion that we were doomed as a world, and nothing could help or stop it. However it was very well presented and thought provoking.



Steven Pro gave a highly entertaining discussion on the building of his coral propagation green house. It was as enjoyable discussion of what was required and what was still needed to get his operation underway. Steven was our December meeting speaker in 2006

Friday night was an awesome reception for Dr. Bruce Carlson from the Georgia Aquarium - future site of MACNA 2008. The presentation was extremely interesting. They went through the building of the aquarium, the challenges and hurdles to overcome and discussed the different habitats and sections that are now part of the aquarium. Discussion was

also focused on the accusation of the whales and other animals that are housed there as well as future plans for the aquarium. MACNA 2008 will include the banquet being held in one of their conference rooms. This room has windows into the whale tanks on three sides. This should be an awesome dining experience.

Saturday brought the following Discussions:

Anthony Calfo was entertaining as usual with a discussion on "Reef Toxicology" This was similar to the discussion that he brought to us in our July 2007 meeting.

Eric Borneman gave a great discussion on "The Future Of Reefkeeping" The discussion was centered on many different programs that are ongoing for the protection and conservation of the reefs of the world.

Dana Riddle gave a discussion on "Coral Coloration " as it pertains to lighting and filtration.

Daniel Knop of Coral Magazine gave an outstanding discussion on "Small Creatures, Big performance." The discussion was based on the micro fauna and creatures in our aquariums and sumps. He showed tanks set up just for the growth of these creatures and showed what can be with out predators in the tank. The bulk of this discussion can be found in the Coral Magazine issue "Sand Bed Filters"

The banquet and key note address by Dr. Gerald Allen on Friday night was one of the most entertaining and thought invoking time of the conference. Dr. Allen spent much time on the Banggai Cardinals and its natural habitat. We saw many dives to its home and what is being done to help conserve this awesome little fish. Dr. Allen took us to many of his favorite dive sites around the world and how they collect and identify different and new species of fish. Personally I would love to see much more of his work and accomplishments. I did catch a broadcast of some of his dives on the Discovery Channel last month and look forward to seeing more.



Sunday brought our very own Adam Blundell with a discussion on "Ornamental Crustaceans." Discussions included 24 different species of shrimp and what kinds of challenges are present when attempting to raise shrimp fry.

Dr. Frank Marnin, discussed "Fish Aquaculture Techniques." Discussions were focused around proper food for various fry. It was fascinating how many different foods are available/ possibly required for different fish. Fish discussed were Banggai, Clowns, Dottybacks.

James Fatheree gave an awesome discussion on "Clams". This was similar to the discussion that James gave us in our October Meeting. It was definitely, one of my favorite's discussions.

Besides speakers, there was a wonderful convention floor filled with many new products. Complete systems were raffled on Sunday and representatives of many of the hobbies most noted suppliers.



Many have asked if it was worth the expense and time necessary to attend these conferences. Personally I would say yes. Not only is it nice to get away and have a vacation, it is extremely fun to get together with members of clubs from around the country and share ideas and stories. We had the good fortune to spend time with Dana Riddle, Scott Fellman, James Fatheree, and others that not only have influence to shape the hobby but have the desire and ability to help in the conservation of the worlds reefs and the education of hobbyist like ourselves. I would have liked to have spent more time with Steven Pro and Anthony Calfo. Both of these gentlemen have been to our club to speak and I very much enjoyed the time I was able to spend with them at those times. However they were very, very busy with the running of this conference, and deserve a high five for all of the planning and work necessary in pulling this off.

Will I go again? Of course! I'm hoping that many more representatives of our club will attend Atlanta this next year. I enjoyed the company of Adam, Marzena, and their beautiful little girl in Pittsburgh. I'm looking forward to another great conference in Atlanta and hope you can join us.

2007 Membership Appreciation BBQ Recap

By: Amy Newbold

Every summer the WMAS presidency holds a summer BBQ to thank members for contributing to the club.

We decided that August was a hot month to hold the BBQ and pushed it back to September. The date was set for September 22nd. This year was a bit different as far as invitations went. We decided to email out evites rather than estimate how many folks we'd be coming. The head count was a little over a hundred people that showed up.



Jake Pehrson was the main chef. He was in charge of getting most of the grub. As far as sides, it was potluck and the members did an awesome job filling up two (2) park picnic tables full. We had everything you could think of when it comes to side dishes from Chili's Famous chip n' salsa to a nicely decorated white cake!

On of the things we couldn't stop from happening was the weather. I had emailed all of the meteorologists for the main news stations and all the replies were pretty grim in our favor. Here are some of the responses I got:

"A pretty stormy day on tap for Saturday. Hopefully you have a place you can go to stay dry"- *Sterling Poulson*


"It's a pretty good bet that there will be rain showers between noon and six. Is there an indoor site for you?" – *Marti Skold*

I made sure to warn folks of what was ahead. I think the funniest part was when we got there to setup, it drizzled a little and made all the kids and the parents leave the playground. After they left, the rain stopped just enough for us to have an awesome time.

Once folks were seated and finished eating, we decided to bring out the big guns! I want to take a minute and thank Adam and his dad for bring the candy cannon!



I want to also thank my friend Jodie from Incendiary Circus for giving an awesome fire dance performance.



I'm just going to let the pictures speak for themselves! **See you guys in 2008!**

