



REEF TOUR **2010**

The Wasatch Marine Aquarium Society is pleased to present the 15th Annual Reef Tour! Please join us in visiting our member's houses, where you will see amazing and beautiful REEF AQUARIUMS! This event is a "Parade of Homes" style tour, where you can go at your leisure and visit many houses along the Wasatch Front. We have over 20 places to visit with setups from beginner to expert. You will have a unique opportunity to see what types of exotic animals people are keeping, and how they set up their aquariums.



Preliminary Event Guide



REEF TOUR 2010

Introduction

Where:

Go to any of the houses on the list.

When:

Saturday, April 24th from 10 am to 4 pm

Cost:

There is no cost. **That's right, it's FREE!** Just go to any of the houses you can.

Why:

To see the beauty of the ocean right here on the Wasatch Front.

Welcome to the REEF TOUR 2010!!!

This packet is your guide to seeing some of the most beautiful and exotic creatures that inhabit our world's marine ecosystems. Prepare yourself for a fun day of driving around and visiting homes with colorful corals, marine fishes, shrimp, plants, crustaceans, and friendly people.

All you have to do is drive around to the houses listed in this packet. These houses have been listed in a geographical order to help you find the locations near you. Feel free to ask the aquarium owners any questions you may have, they love talking about their hobby.

Who are we? You may or not be familiar with the Wasatch Marine Aquarium Society. We are an organization that has been here in the Salt Lake area for over 15 years. In that time we have grown to be one of the largest aquarium clubs in the nation. We have free monthly meetings with guest speakers, aquarium advice, fundraisers, socials, coral propagation, and 10% off purchases at many local fish stores. Most importantly we have a friendly place to meet people and talk about saltwater aquariums.

We would love to see you visit our meetings, which are always open to the public. If you have any questions call our current president Will Spencer at 801-913-5634. We also have a wonderful website with much information and an online discussion forum. In fact our website www.utahreefs.com won an award from the Marine Aquarium Societies of North America as the number one hobbyist website in the nation!!!!

Please take advantage of this opportunity to learn more about the Wasatch Marine Aquarium Society, and about the saltwater aquarium hobby.

Thanks, and have a great time!

Will Spencer

President

Wasatch Marine Aquarium Society

P.S. Be sure to visit our website at www.utahreefs.com



REEF TOUR 2010

Acknowledgements

Acknowledgements

The WMAS would like to express our deepest thanks to the people who made this Reef Tour possible with their support for the marine aquarium hobby.

First off, thank you to all the local pet stores who support the WMAS and help to promote the saltwater aquarium hobby.

Thank you to Robert Carlson and Will Spencer for their many hours of dedicated work designing and creating the Reef Tour 2010 flyers and brochures.

Thanks to Jake Pehrson for providing our award winning website www.utahreefs.com

Thanks to all the individuals who offered their homes for display as part of our tour, showcasing their beautiful aquariums.

And most importantly **thanks to all of you who visit our Reef Tour 2010!**

Kody Preece

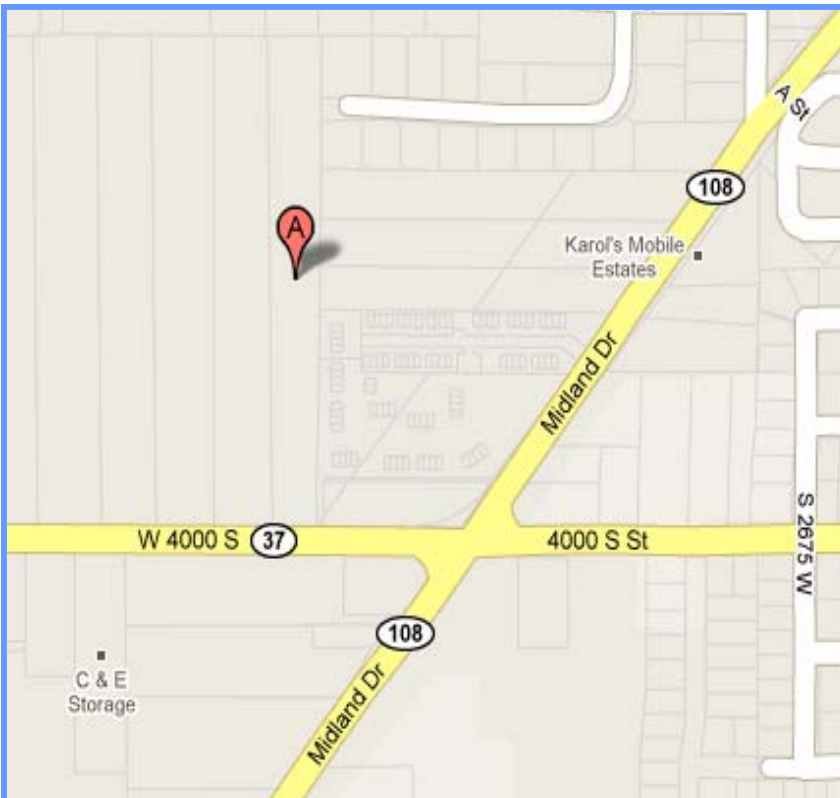
(Kody72)

2910 W 4000 S

West Haven, UT 84401

Description

65g SPS / LPS Reef w/ lots of fish



Directions:

I-15 exit 338, Left onto UT-97 / 5600 S.
Right onto 1900 W/UT-126. Drive 2 miles
then left onto 4000 S.



REEF TOUR 2010

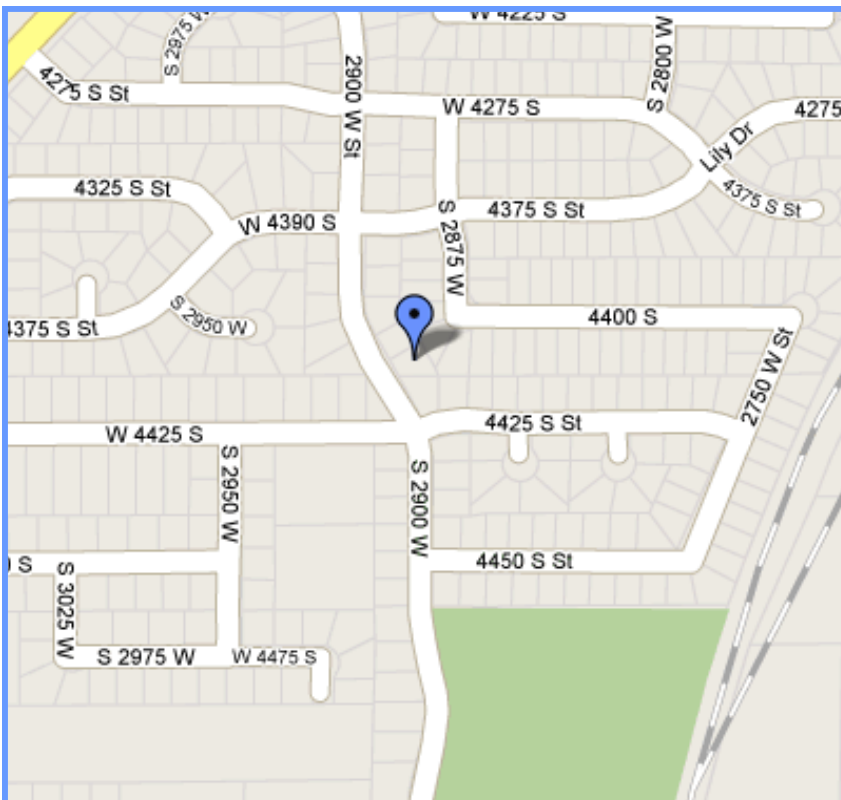
WEBER COUNTY & NORTH

Jess Hofer

(partsguy247)
4406 S. 2900 W.
Roy, UT 84067

Description

40 Gallon Reef System
180 Gallon Reef
55 Gallon Frag System



Directions:

I-15 to EXIT 338, toward 5600 SOUTH.
Left onto UT-97/5600 S. RIGHT onto 1900
W. Left onto 4800 S. Right onto 2900 W.



REEF TOUR 2010

WEBER COUNTY & NORTH

Bill Davis

(sitaga)

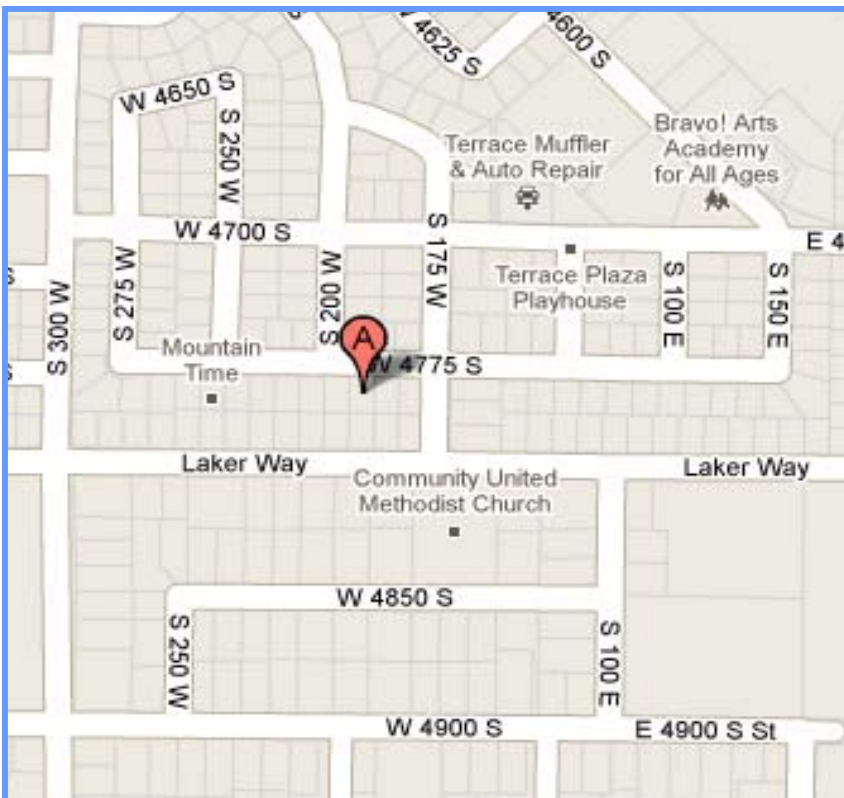
195 West 4775 South

Washington Terrace, UT 84405

Description

180g mixed reef w/ MH lighting

40g frag tank



Directions:

I-15 exit 324. Merge onto US-89 North, via the exit on the left. Left onto E. Laker Way. Right onto 175 W. Left onto 4775 S.

Dion & Alice Richins

(Dion Richins)

1169 N 1100 W

Farmington Utah 84025

801-451-5119

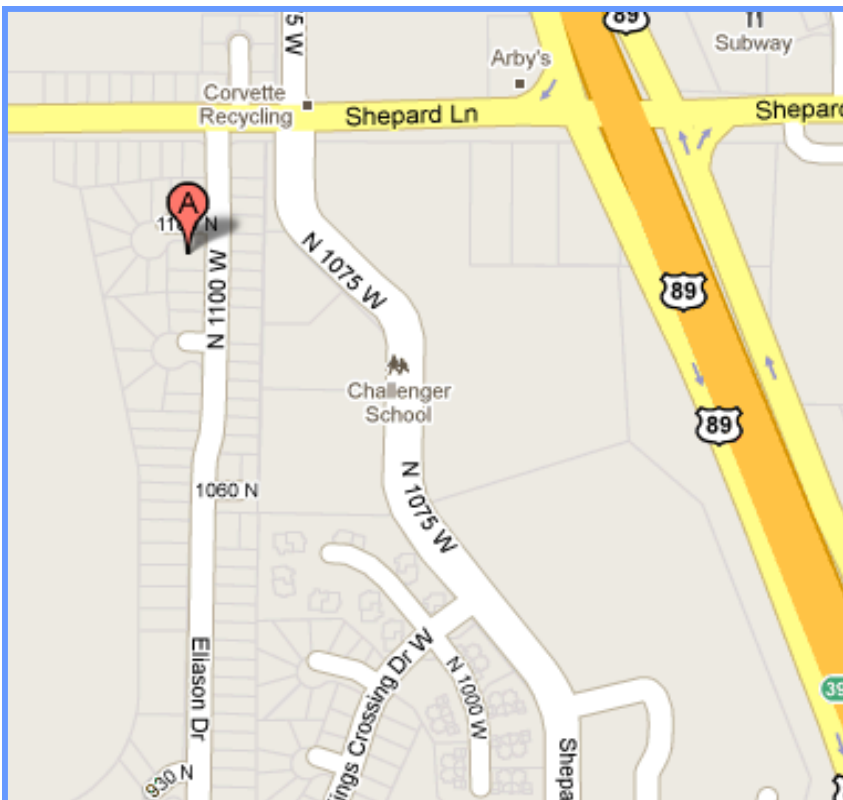
Description

200g Reef tank. Full color of the sea, Open top look down style.

180g Sea ray tank. Blue spot ribbon tail ray. Suspended reef.

75g Anemone tank. 3 species of clowns. 5 different types of anemones.

220g of support water. Sumps, refugiums, plumbing.



Directions:

I-15, EXIT 324, toward I-84 E/So. Ogden. Merge onto US-89 N via the exit on the Left. Take the UT-106 exit, exit 396, toward Shepard Lane. Left onto Shepard Lane/UT-106. Left onto Eilason Dr / 1100 W.

Adam & Marzena Blundell

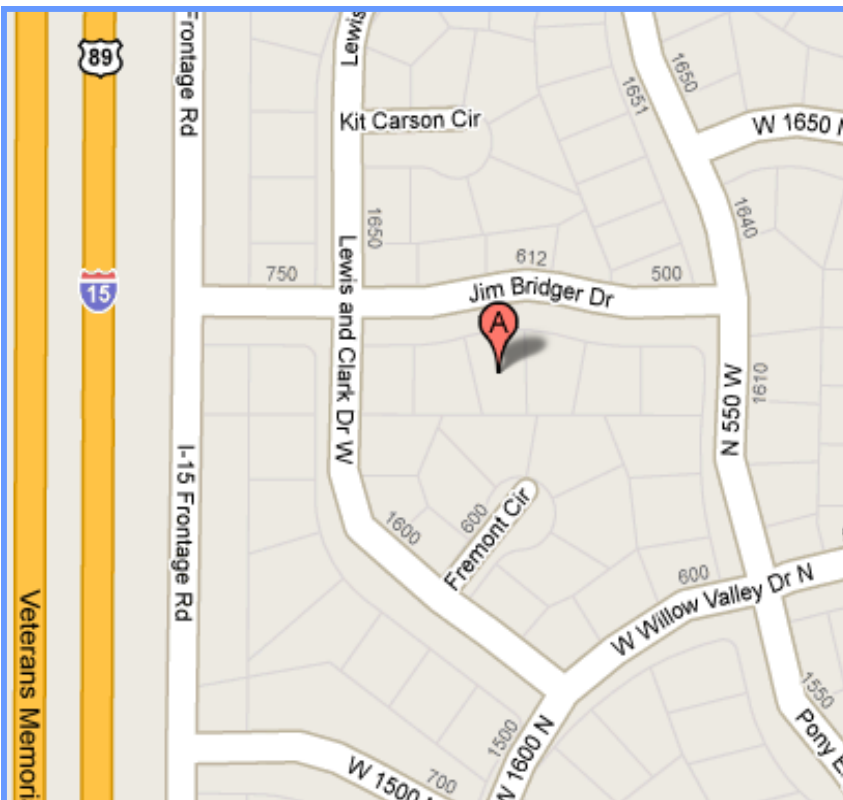
(Adam Blundell)

639 W. Jim Bridger (1625 N)
Centerville, UT 84014

Description

300 Gal Reef

Awesome Patch Reef w/ lots of swimming space with an open aquascape design.
Oscillating wave water flow. Livestock features schooling fish, and unusual oddities.
Tangs, gobies, shrimp, crabs, and more!



Directions:

I-15 exit 319 toward Centerville (UT-105).
Left onto N. Market Place Dr / N. Frontage Rd for 2 miles. Right onto Jim Bridger Dr.

Kyle Smart

(ksmart)

290 N. 500 W. #313 (Bountiful Manor Bldg)

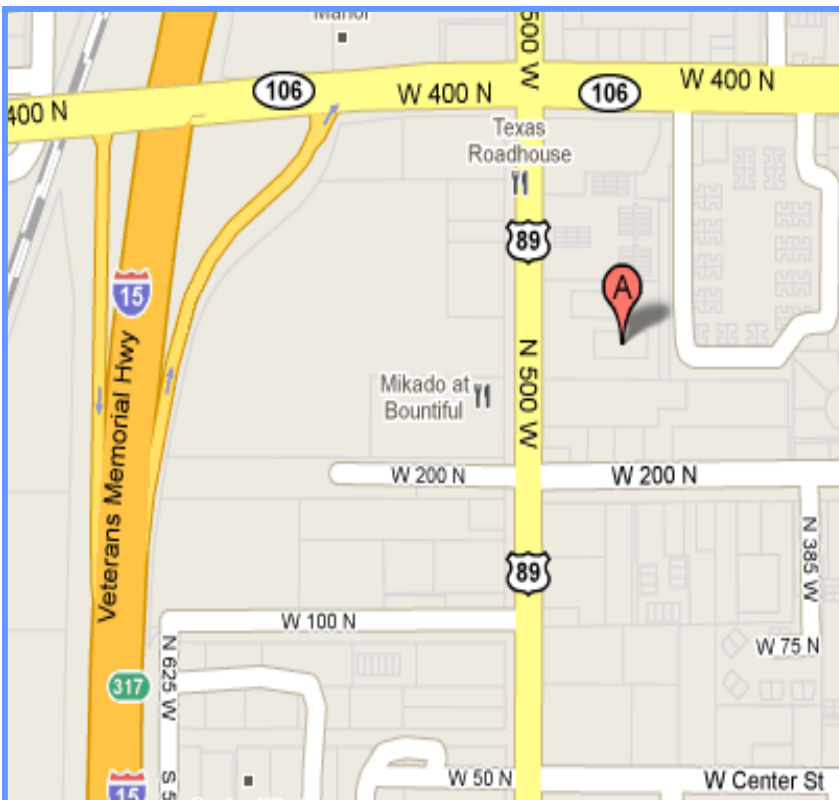
Bountiful, UT 84010

801-916-5068 (call for entrance code)

Description:

40g Mixed Reef / 15g sump. 175 watt MH and VHO actinics.

12g JBJ Nano Clown & Anemone Reef.



Directions:

I-15 exit 317 / 400N. Right onto 500 W/
US-89. Apt Building is on the left side.



REEF TOUR 2010

TOOELE COUNTY

Steve Ekins

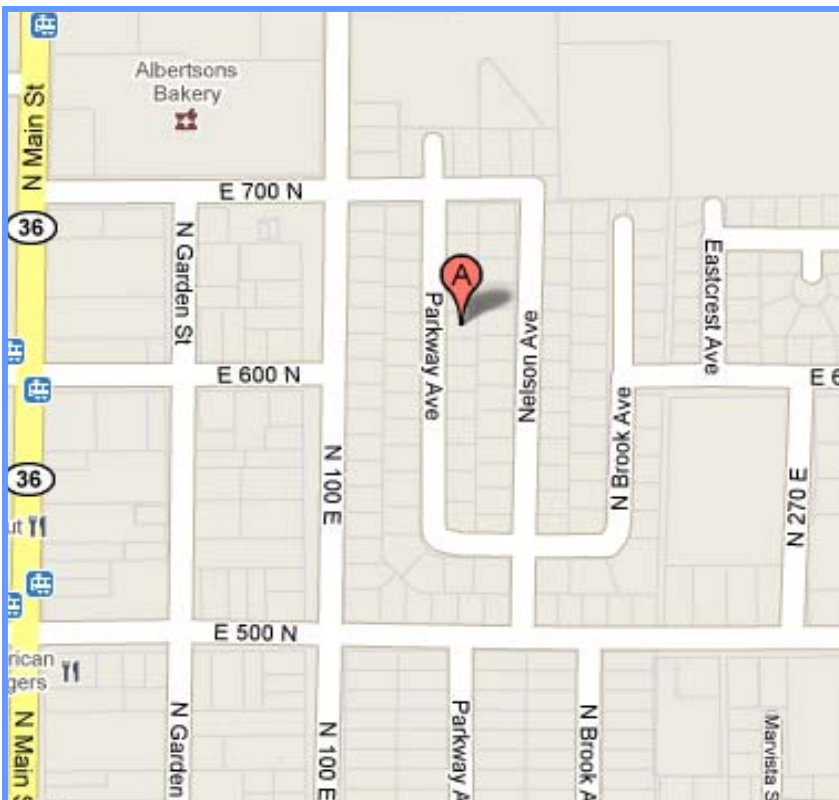
(CapnMorgan)

646 North Parkway Avenue
Tooele, UT 84074

Description

180 Gallon Mixed Reef; SPS, LPS, mostly Australian pieces. 8000gph circulation, Cone Skimmer, 36watt UV, T5HO Lighting, Reefkeeper Controller, DIY Acrylic Sump/Fuge.

100 Gallon Frag/Fish tank; home built, two separate tanks in one. Home to Kermit the frogfish.



Directions:

I-80 West to exit 99 (UT-36 Stansbury / Tooele). Continue south on UT-36 (11 miles) to 700 N. Left onto 700 N. Right onto N. Parkway Ave.

Arthur Klinkenberg

(arthuriv)

782 S Newmark Drive
Tooele, UT 84074

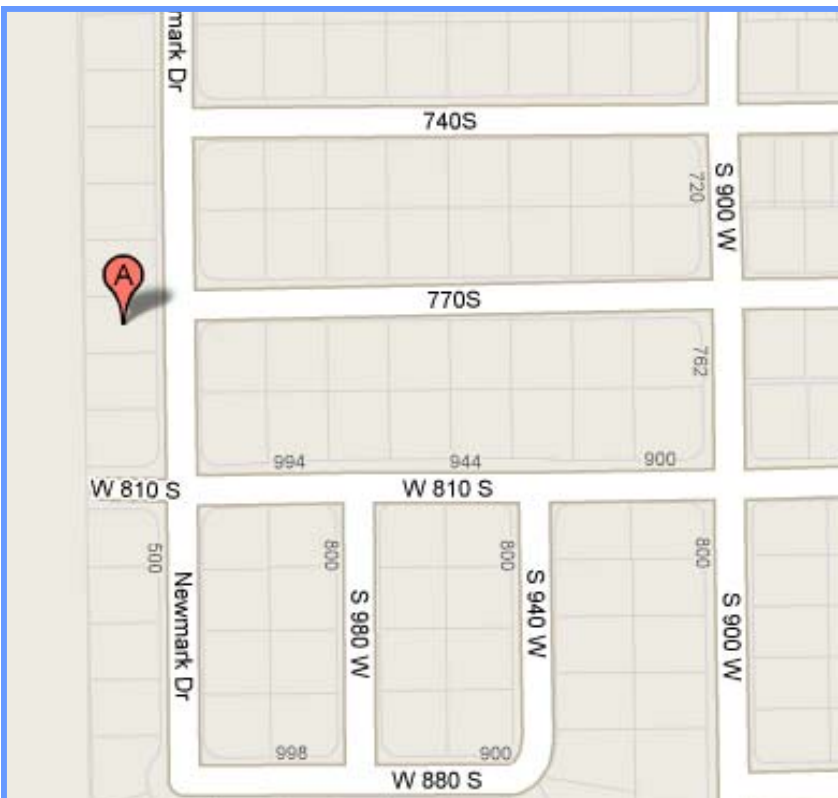
Description

210 gallon mixed reef w/ a 40 gallon sump/refugium, skimmer and 420W of T-12 lighting. Tons of SPS/LPS/Sofites and Clams! Mated Maroon clownfish pair

55 gallon skimmerless tank, PC lighting. Mated Oscellaris Clown pair

Anyone who visits my house during the Reef Tour will be given a 10% off coupon to my new store "Reefers Anonymous" to be going online this month

20% off for all WMAS paid members who visit my house!!!



Directions:

I-80 West to exit 99 (UT-36 Stansbury / Tooele). Continue south on UT-36 (13 miles) to 700 S. Right onto 700 S. Left onto Newmark Dr.

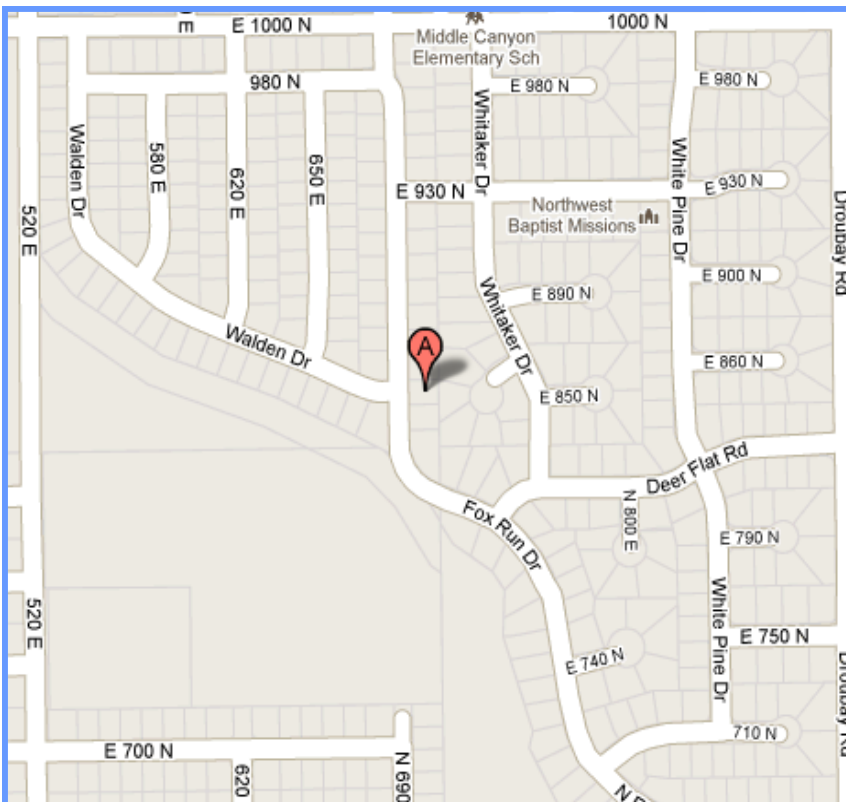
Glen & Janett Mansker

(*photoglen*)

844 N Fox Run Drive
Tooele, UT 84074

Description

90g Mixed Reef with a 40 gal. Sump with Refugium. ASM G1 Skimmer, Rio 32 HF Return pump.
Two 29 gal. Bio Cubes both with Softies.



Directions:

I-80 West to exit 99 (UT-36 Stansbury / Tooele). Continue south on UT-36 (11 miles) to 1000 N. Left onto 1000 N. Right onto Fox Run Dr. We're 3 blocks down on the left side of the street.

Richard Davis

(WhiteReef)

9008 W Galbreath Way

Magna, UT 84044

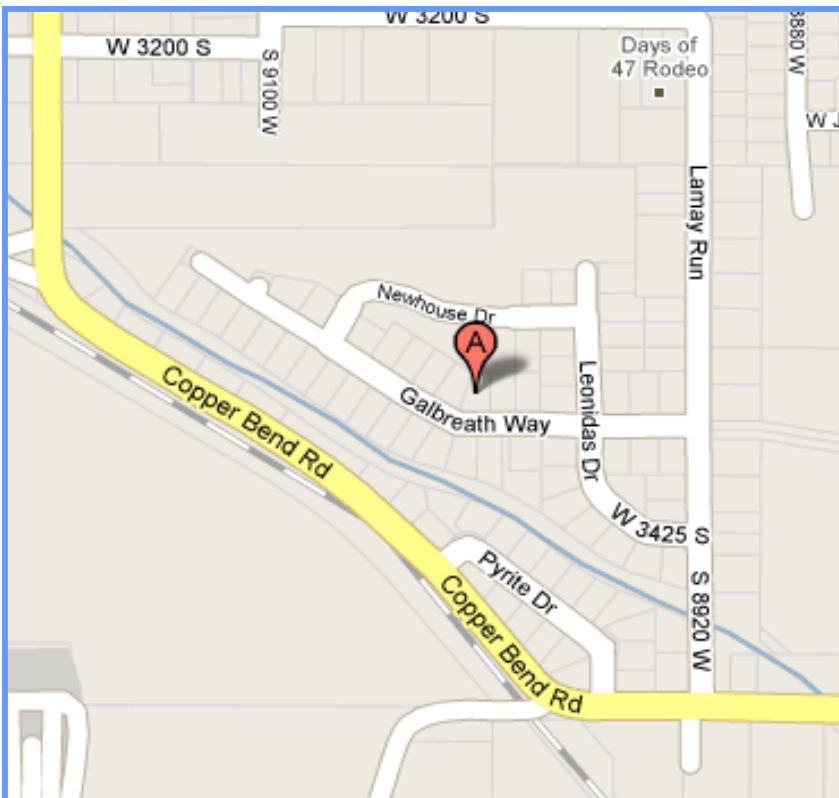
(801) 250-2690

Description

46G column tank

250W MH / overflow refugium / no skimmer.

6 Sponge spp., 3 Gorgonians, barnacles, tunicates, SPS / LPS / Zoas, Fish and Inverts.



Directions:

I-15 exit 305A / UT-201 W. Continue 10 miles to 8400 W / UT-111. Left onto 8400 W/UT-111. Right onto 3500 S. Right onto 8920 W. Left onto Galbreath Way.

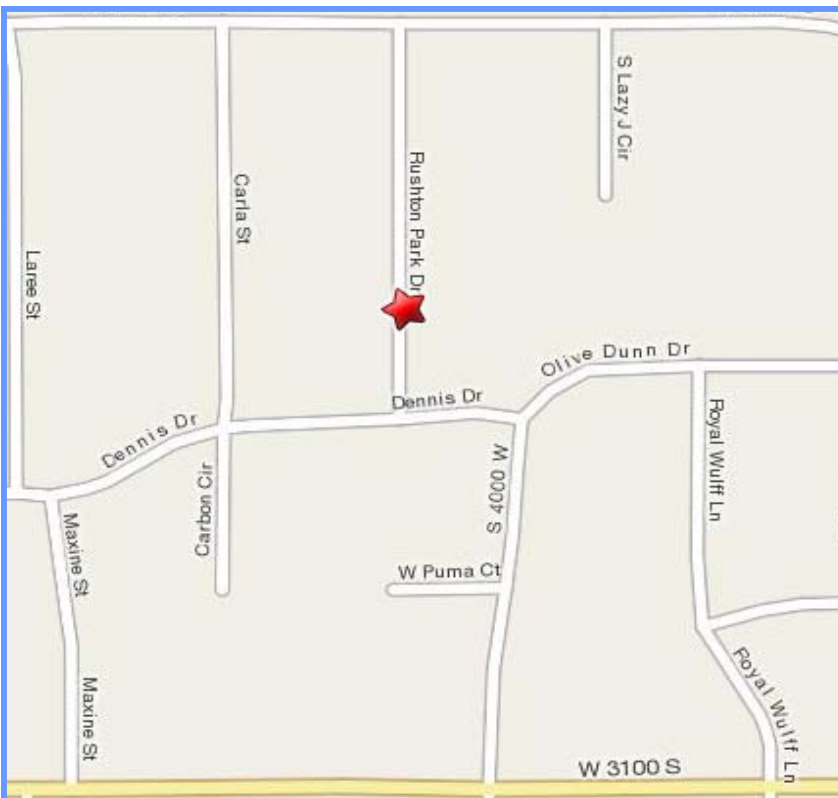
Danh Ngo

(Danhngo)

2970 S. Rushton Park Drive (4020 W.)
West Valley City, UT 84120

Description

180 gallon Mixed Reef
ATI Powermodule 10 X 80 Watts
Aqua C EV 240 Skimmer
Sump/refugium



Directions:

I-15 exit 305A / UT-201 W. Take the UT-154/Bangerter Hwy exit, (exit 13) and head south. Right onto 3100 S. Right onto S Olive Dunn Dr. Left onto Dennis Dr. Right onto Rushton Park Dr.



REEF TOUR 2010


SALT LAKE COUNTY

Bruce Ewald

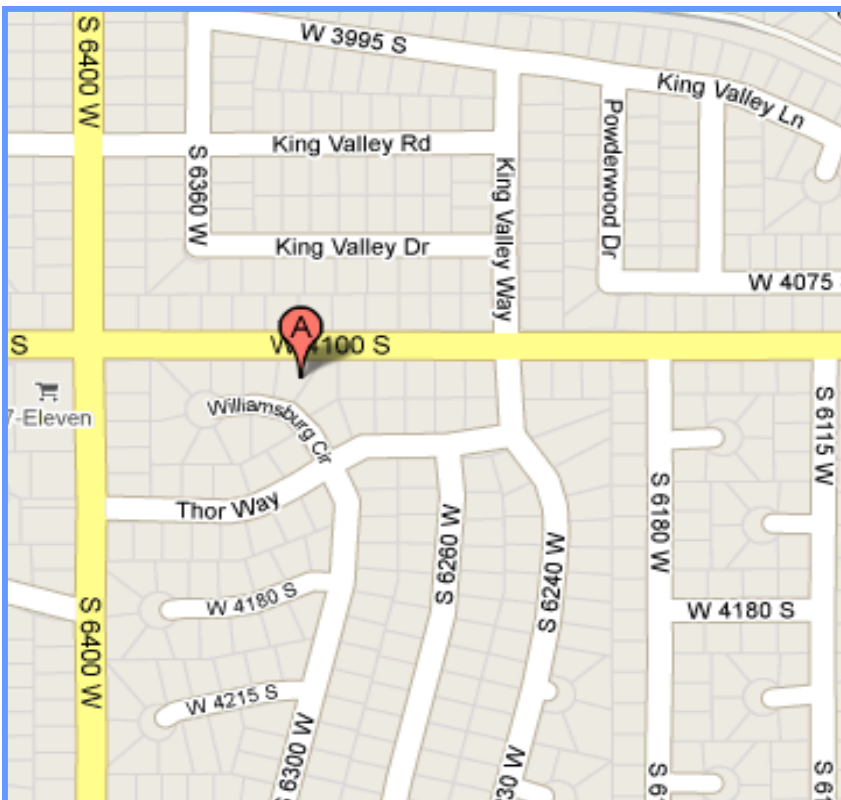
(ewaldsreef)
6322 W Williamsburg Circle
West Valley City, UT 84128
(801) 243-6440

Description

46g bowfront w/ mostly LPS
HO T5 lighting



Ewald's Reef



Directions:

I-15 exit 305A / UT-201 W. Take the 56TH WEST exit (exit 11). Left onto 5600 W/UT-172. Right onto 4100 S. Left onto King Valley Way. Right onto Thor Way. Right onto Williamsburg Circle.



REEF TOUR 2010

SALT LAKE COUNTY

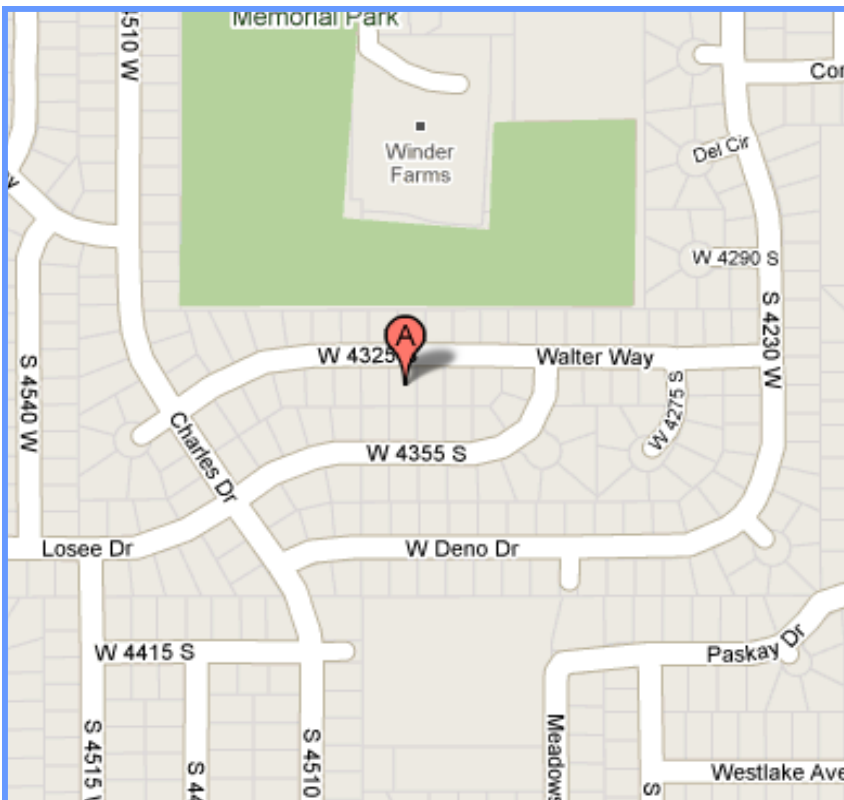
Travis McQueen

(McSalty)

4389 W. Walter Way
West Valley, Utah 84120
801-518-5825

Description

140 gallon mixed dual overflow
90 gallon sump
4X65W actinics
2X400W halides
Ca Reactor, Euroreef skimmer, UV



Directions:

I-15 exit 305A / UT-201 W. Take the UT-154/Bangerter Hwy exit, (exit 13) and head south. Right onto 4100 S. Left onto S. Deno Dr. Right onto Walter Way.



REEF TOUR 2010

SALT LAKE COUNTY

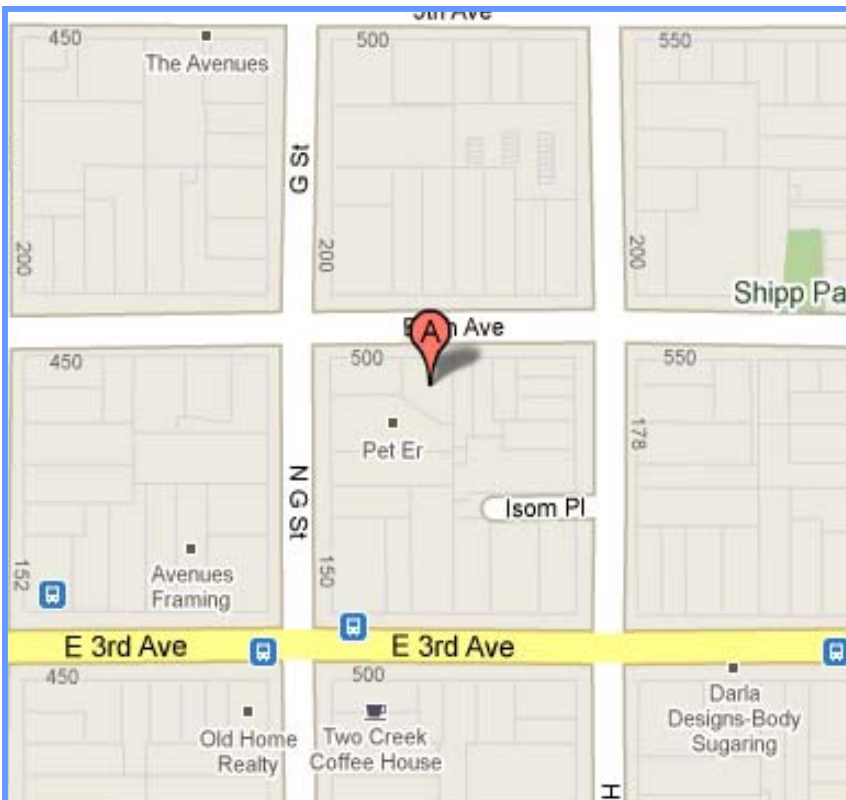
Curtis Johnson

(*downhill_biker*)

512 E 4th Avenue N
Salt Lake City UT 84103

Description

200g Marineland Deep Dimension, SPS/LPS dominant/Several Exotic Tangs, Large Frag System and Large Sump



Directions:

I-15 to I-80 East (exit 304). I-80 East to 700E (exit 125). Left onto 700E and continue north for 3 miles. Left onto South Temple. Right onto I Street. Left onto 4th Ave.

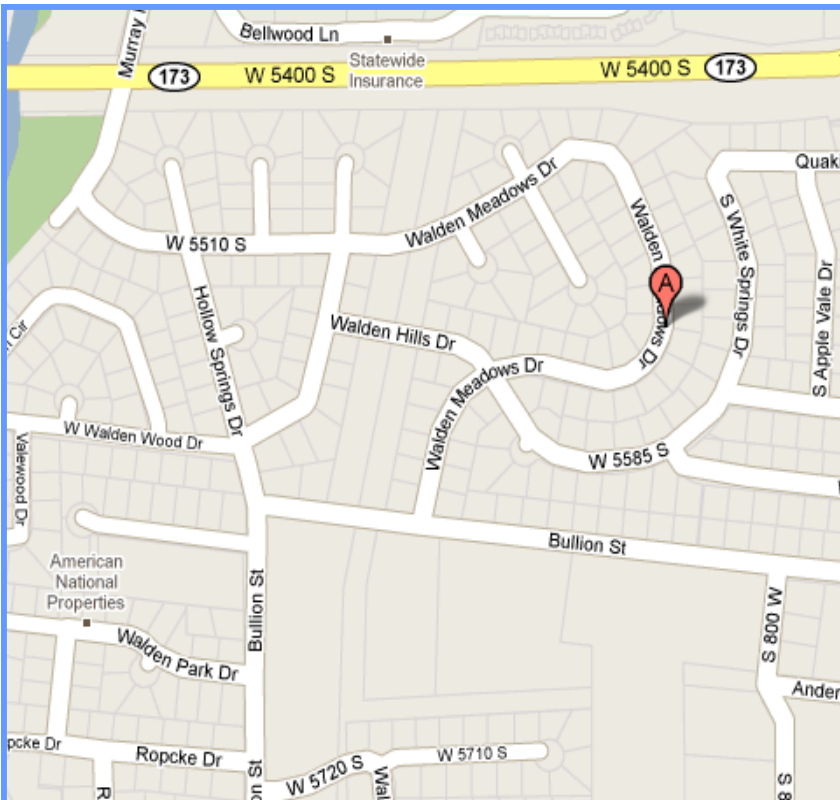
Brad Syphus

(tileman)

5545 Walden Meadows Drive
Murray, Utah, 84123

Description

65 gallon mixed reef with Borbonus Anthias
225 gallon mixed reef, heavy sps, many fish, mainly wrasses and angels



Directions:

I-15 to 5300S (exit 300) towards Kearns.
Left onto 5300 S. Right onto Walden Hills
Dr. and bear left. Right onto Walden
Meadows Dr.



REEF TOUR 2010

SALT LAKE COUNTY

Nick Tenney

(Nick801)

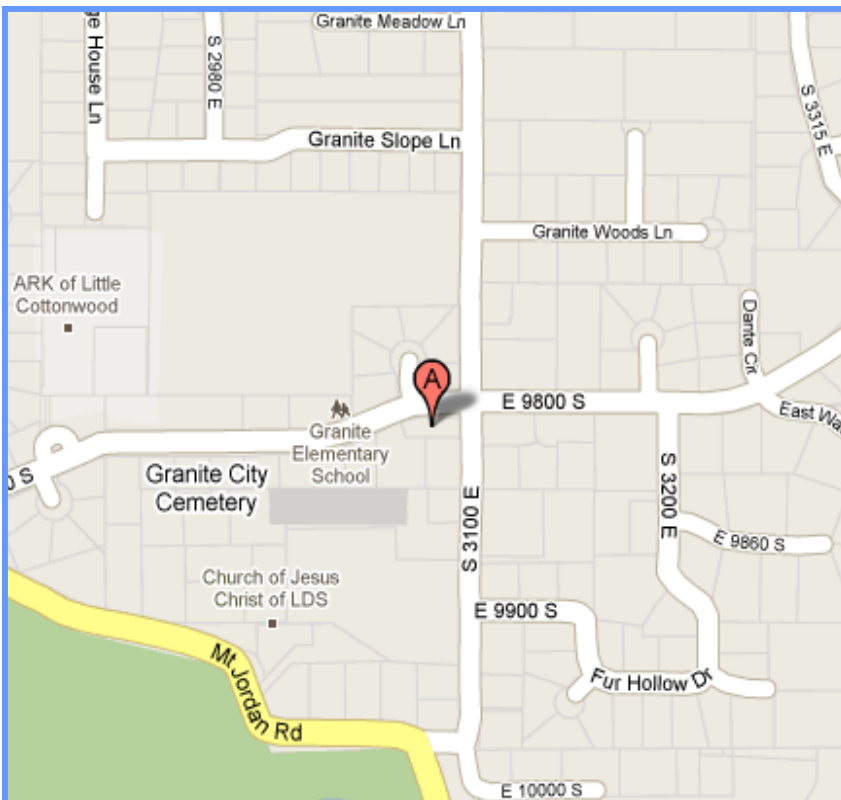
9820 S 3100 E

Sandy UT 84092

Description

210g mainly SPS Reef / 3 X 250 MH and 4 T5s / Apex Controller
Tons of fish and corals! NEW Chalice!

34 Gallon Red Sea Max
Sea Horse Tank



Directions:

I-15 to 9000S (exit 295). East on 9000S for 4 miles. Right onto 3100 E. Red brick house on the corner (basement entrance)

Jon and Bacot Dinchak

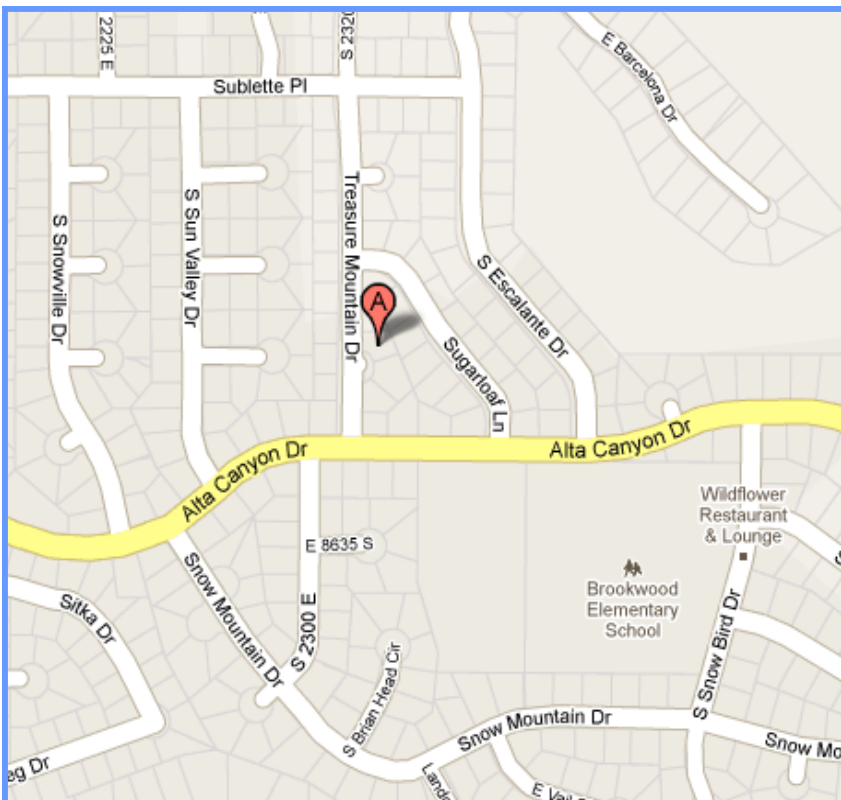
(*jdinchak*)

8547 Treasure Mountain Dr.
Sandy, UT 84093

Description

55g Mixed Reef with acans, plate coral, zoas, blasto, duncan,
asst. sps

55g Garden Eel tank



Directions:

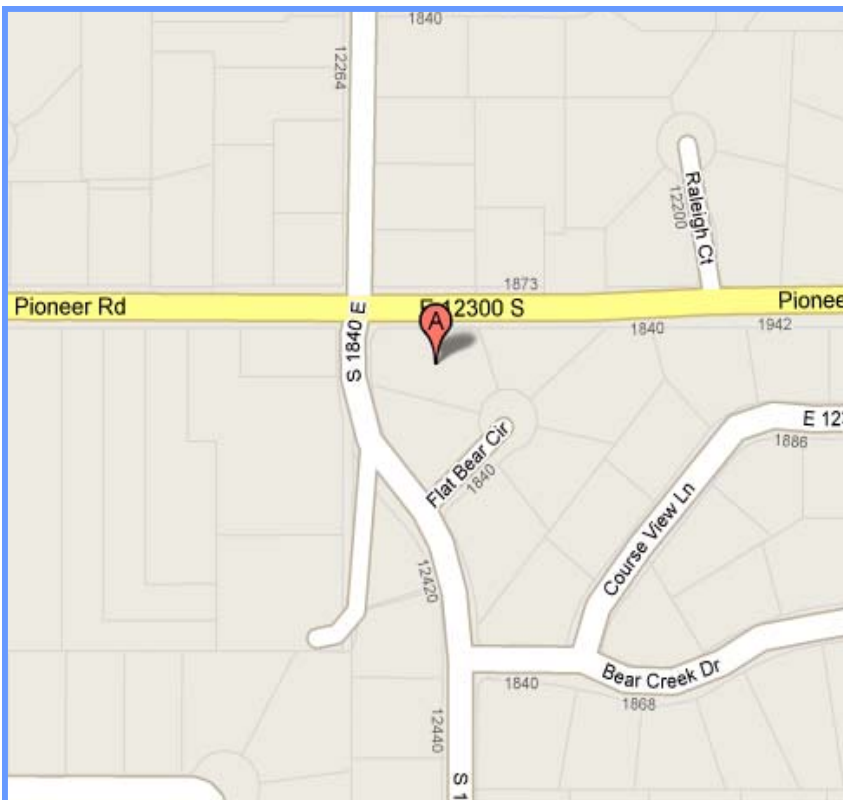
I-15 to 9000 S. (exit 295). East on 9000S for 4 miles. Left onto Highland Drive. Right onto Alta Canyon Dr. Left onto Treasure Mountain Dr.

Ladawn Prue

1871 E. Flat Bear Circle (12450 S.)
Draper, UT 84065
(801) 572-3912

Description

180 Gallon Reef Tank
29 Gallon Bow Front Reef Tank



Directions:

From I 15 Take the Draper Exit and head east to 1300 East. Turn South (R) at that intersection. Follow down the winding hill to a roundabout and head East. You will now be on Pioneer Road. Follow Pioneer East until 1840 East and turn South (R). Then take your first left into Flat Bear Circle. First house on your left inside the circle.

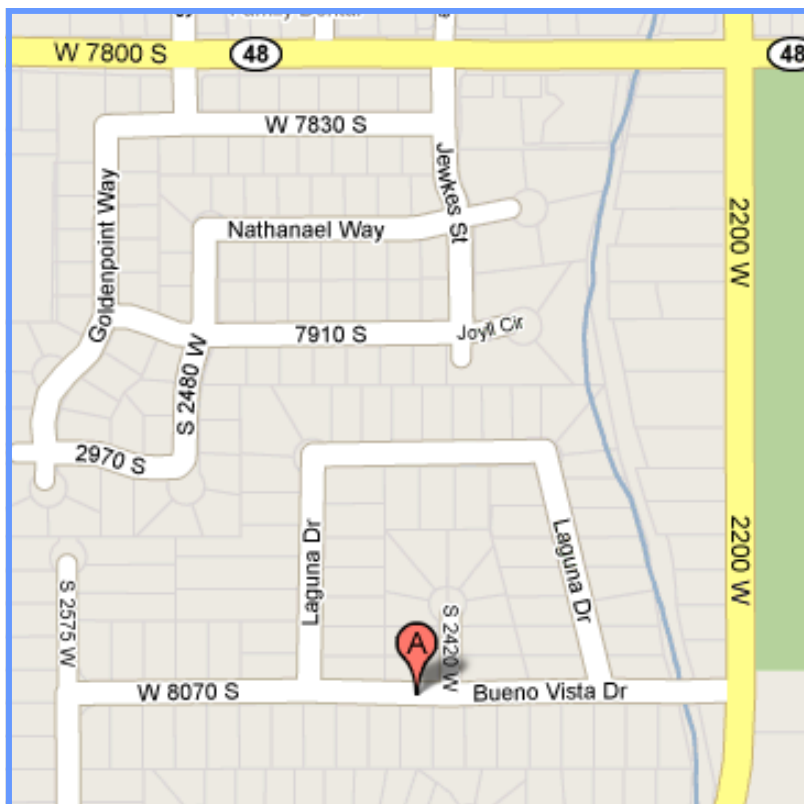
Linda Spencer

(ljs)

2433 Bueno Vista Drive (8070 S.)
West Jordan, UT 84088

Description

90 Gallon Reef with Soft Corals, LPS, and more Rose Bubble Tip Anemones than a Clownfish can shake a stick at.



Directions:

I-15 to 9000 S. (exit 295). West on 9000 S. Right onto 2200 W. Left onto Bueno Vista Dr.

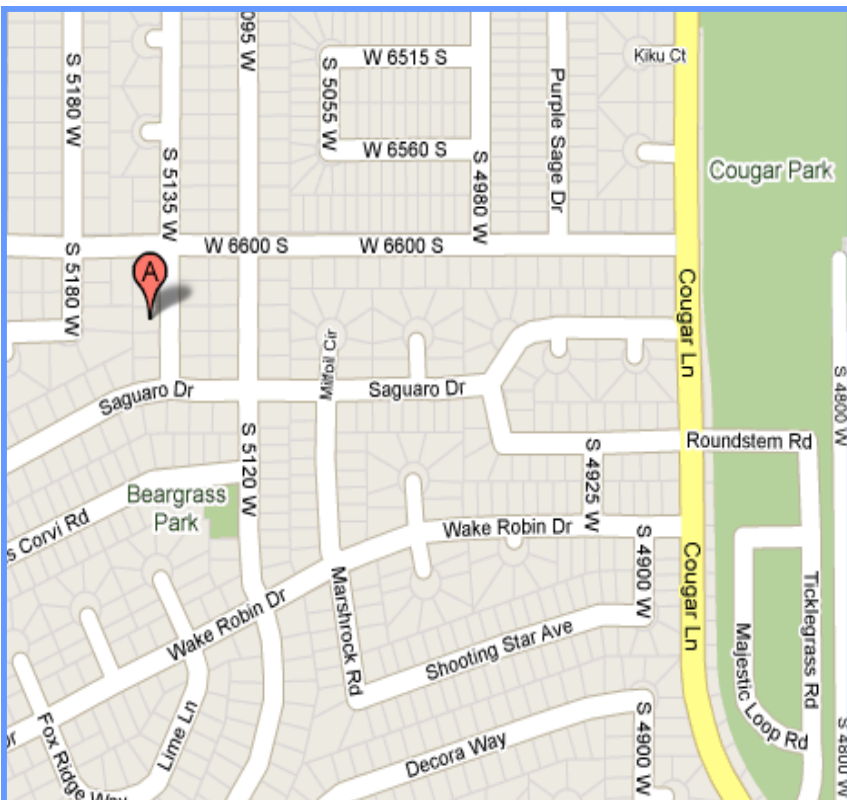
Will Spencer

(*Will Spencer*)

6634 South 5135 West
West Jordan, UT 84081
801-913-5634

Description

180 Gallon Reef with Soft Corals, LPS, and 5 LARGE Anemones.



Directions:

I-215 to Redwood Road (exit 13). South on Redwood Road to 6200 S. West to 4800 W. South to 6600 S. West to 5135 W. then South to 6634 S.

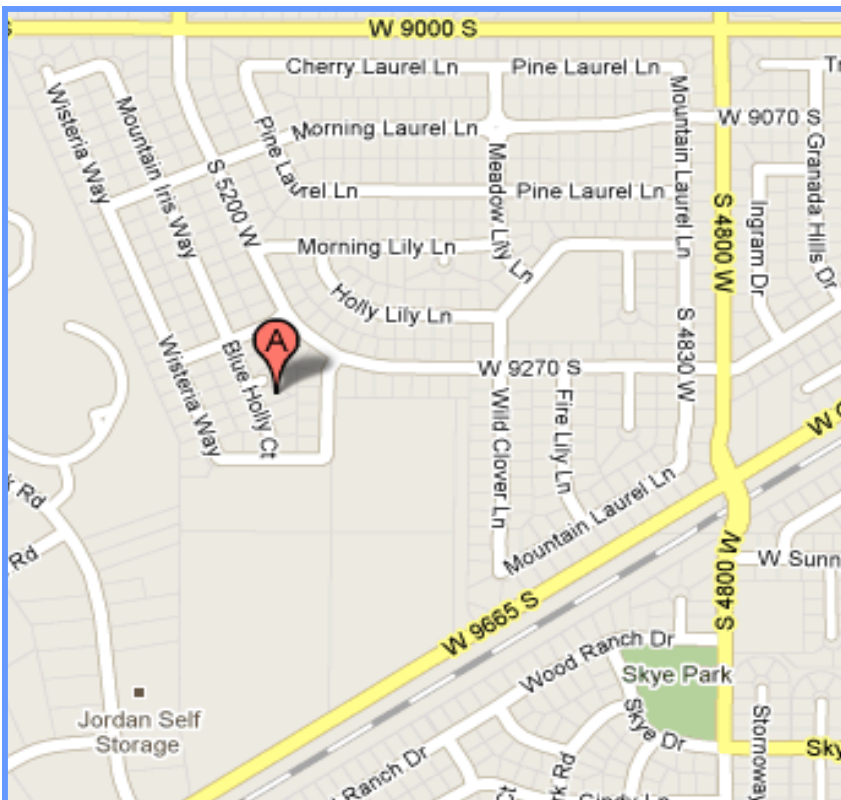
Jared Button

(Jared Button)

5131 Blue Holly Ct.
West Jordan, UT 84081

Description

150g Mixed Reef running 6 years
Dual Sumps / Refugium
Built into the wall
Viewable from both sides



Directions:

I-15 exit 295 (9000s). West 6 miles on 9000S. Left onto Wild Acres Dr. Right onto Morning Laurel Lane. Left onto Mountain Iris Way. Left onto Blue Holly Ct.



REEF TOUR 2010

UTAH COUNTY

Rick Watterson

(J)

Description

Directions:
Get directions and map

Burt Fessler

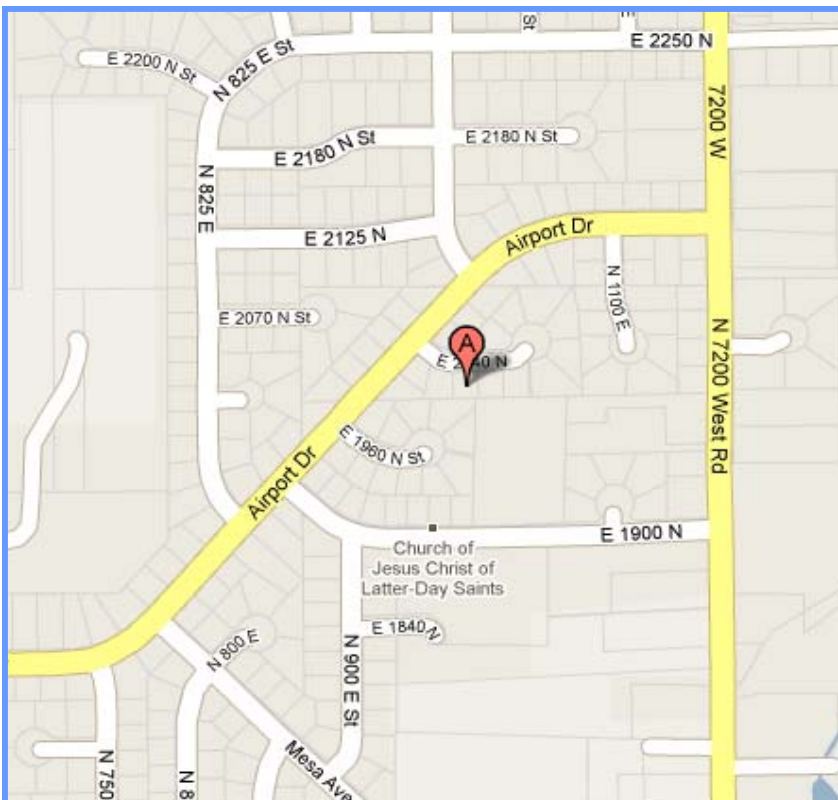

(*bfessler*)

1006 E. 2040 N.
Lehi, UT 84043

Description

28g Nano Mixed Reef; SPS / LPS / Softies, Fish / Inverts
55g Sumpless Frag System

Both tanks are heavily automated as Burt is away from home for business frequently.
Burt also runs the Hiatt (filtration) system on his tanks.



Directions:

I-15 exit 284 (Alpine / Highland). Left onto 11000 N/UT-92. Go 3 miles then make right onto 7200 W. 1 mile then make right onto Airport Dr. Left onto 2040 N.

House is on the right side.

Bob & Peggy Carlson

(BobC63)

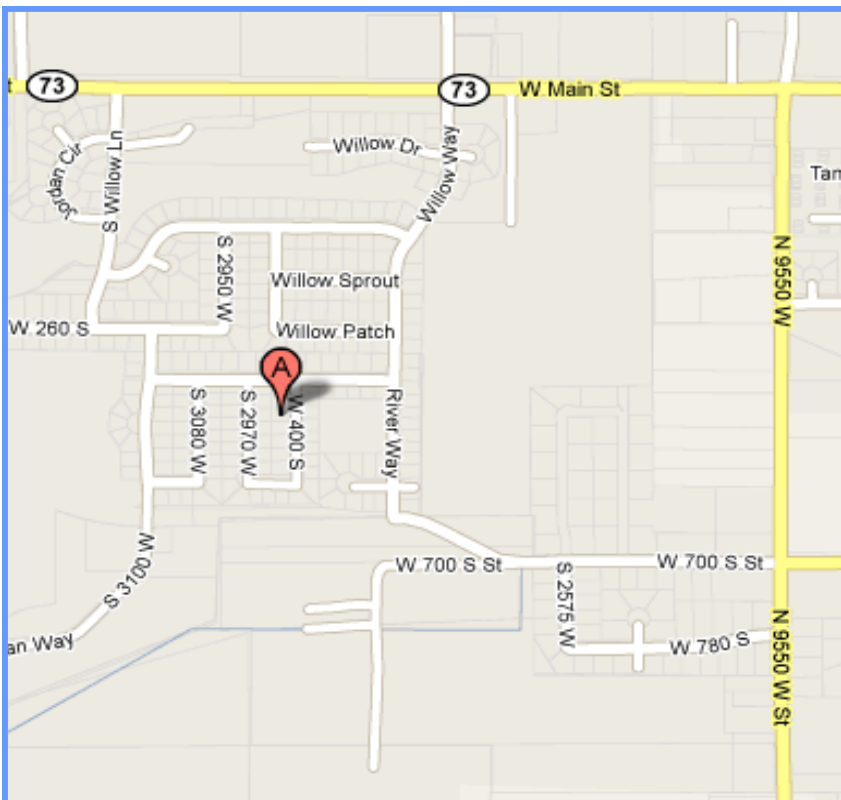
460 S 2920 W

Lehi, UT 84043

Description

225g Mixed Reef with Utah Rock & Sand, Plenum, UV, Ozone, Ca Reactor, Aquacontroller III, Reef Octopus Skimmer

37g Mixed Reef, sumpless w/ Remora HOB Skimmer



Directions:

I-15 exit 282 (US-89 S) toward LEHI. Drive 1 mile then make right onto 500 W/ UT-197. Drive 1 mile then enter round-about and take 1st exit onto W. Main St / UT-73. Drive

2 miles then left onto River Way (in Jordan Willows Subdivision). Right onto 400 S. Left onto 2920 W. House is on the right side.



Don't be confused by acronyms and key words thrown around in the Aquarium descriptions and by WMAS members. Review this list and ask questions!

Additives - Certain minerals (such as calcium and strontium) are sometimes added to help growth of corals and algae.

Caulerpa - Type green algae commonly used in filtration

DIY (Do It Yourself) - Many hobbyists enjoy creating items for their aquariums

DSB (Deep Sand Bed) - Natural filtration method commonly used in refugia

Frag - Coral cutting. How members propagate corals locally

Kalkwasser - Calcium hydroxide solution added to increase calcium to be used by corals and some algae.

LFS (Local Fish Store) - Any of the pet stores in the area that support WMAS or the marine hobby.

Live Rock/Sand - Called "live" because of all the organisms that live on and in the rock or sand. Live rock and sand are beneficial for filtration

LPS (Large Polyp Stony) - Coral with large polyps

Microvert - Small (to really small) invertebrates that help feed reef inhabitants and keep the tank clean.

Nano - Small aquariums normally under 20 gallons

Nitrogen Cycle - The process where waste products such as fish urine and uneaten food is converted by bacteria eventually into Nitrogen. This process vital in keeping a marine aquarium.

Polyp - The "hands" on corals by which corals collect food

Protein Skimmer - Filtration method where air bubbles are injected into a flow of water. Waste and food particles adhere to the bubbles and rise to the top of the water and create foam which is then removed.

Refugia - An additional tank, usually located below the main tank, for the purpose of filtration, water movement, aeration, microvert colonization, and other many benefits.

Softies - These corals do not have the hard inner skeleton. Instead their bodies are made up of tissues. (Leathers, mushrooms, button, etc.)

SPS (Small Polyp Stony) - Coral with smaller polyps

Stonies - A slang term used for all hard corals. These corals have the hard skeleton made of calcium

Substrate - The floor of the aquarium, generally crushed coral or sand of varying particle size depending on inhabitant and filtration needs.

WMAS - Wasatch Marine Aquarium Society

VHO (Very High Output) - Fluorescent lighting